

Year 1: Pack 1

Welcome to the *Learning at Home Teachables Pack* – for children who are working at the beginning of Level 1. The pack supports parents and caregivers by providing learning activities to maintain their child’s learning while they are unable to attend school. Designed to engage children while maintaining their learning, the activities are easy to follow and levelled to cater for all students. Although literacy and numeracy are the focus, creativity is supported in the ‘at home’ context.

This pack includes:

Mathematics


- Learning numbers – to 10 and revising 0 to 5
- Recognising number names and numerals to 10

Literacy

- Sound and letter – c
- Sound and letter – b

Creative activities

- Poem: A Balloon
 - Poem activities
 - Balloon activities




Working with numbers up to 10

I am learning the numbers 6 to 10.

Write the number that the number machine makes. The first one is done for you.


six  6 seven 


eight 

nine  ten 

Write the number name that the number machine makes. The first one is done for you.





6  six 8 


7 



I am learning the numbers up to 10.

Fill in the missing parts. The first one is done for you.

		six
		ten
		
		seven
		



I am learning to recognise and write the numbers up to 10.

Write the number.

eight	_____	zero	_____	nine	_____
six	_____	three	_____	ten	_____
one	_____	five	_____	seven	_____
four	_____	two	_____		

Fill in the missing numbers.


1, 2, _____, _____, 5, 6, _____, _____, _____, 10

7, _____, _____, 10

0, 1, _____, 3, _____, 5, _____, 7

_____, _____, _____, 3, 4, _____, _____

_____, 1, _____, _____, 4, _____, _____, _____, _____




Write the number name.

8 _____ 0 _____ 9 _____

6 _____ 3 _____ 10 _____


1 _____ 5 _____ 7 _____

4 _____ 2 _____



I am learning to recognise and write the numbers up to 10.

Colour and count.



Colour the trees.

How many?

Colour the ducks.

How many?

Colour the clouds.

How many?


Colour the boats.

How many?

Colour the sun.







How many?

Recognising number names and numerals to 10



I am learning to read number names and draw groups of objects.

Draw the correct number of apples on each tree. Cut out the number name labels at the bottom and stick each one below the correct tree.



five

six


seven

eight

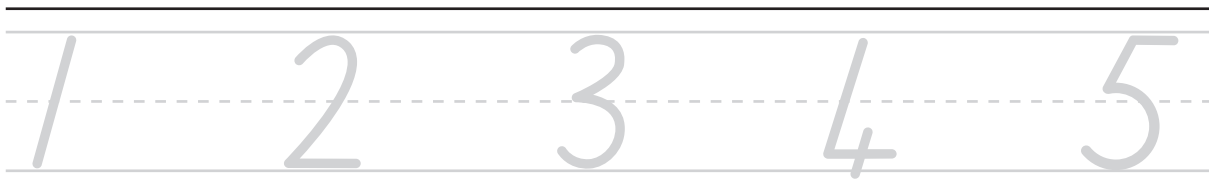

nine

ten


I am learning to read numerals from 1 to 10.



Join the dots 1 to 10 to complete the picture. Colour it neatly.



I am learning the numbers 6 to 10.



Write the numeral that Mathwu the Maths Magician makes. The first one is done for you.

six 6

seven

eight

nine

ten



Now work your magic and turn them back to number names again.

6

7


8

9

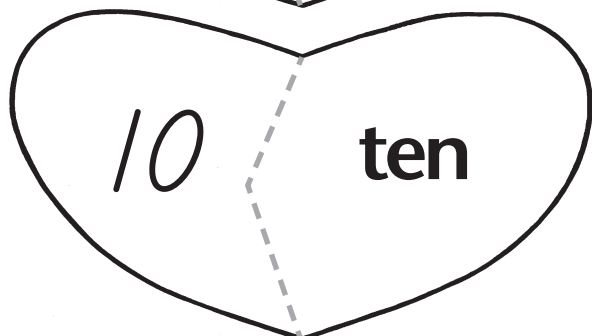
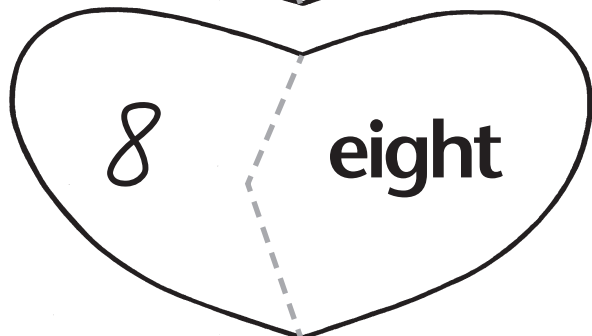

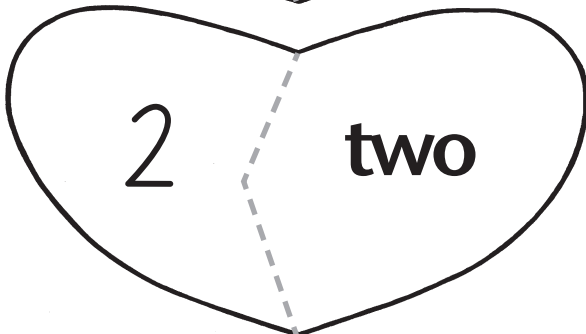
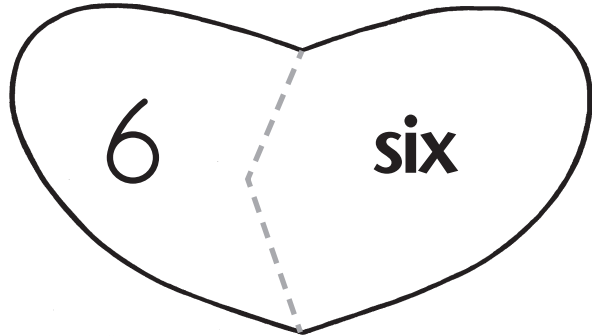
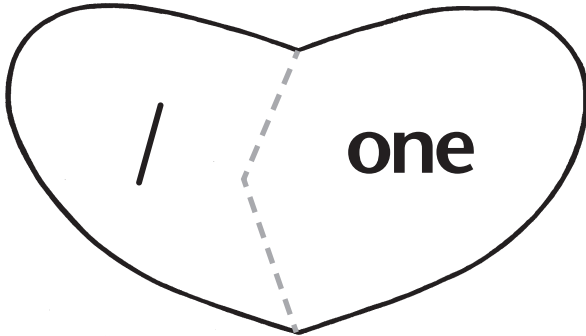
10

 6 7 8 9 10

I am learning to recognise numerals and their names to 10.



Cut out each heart, then cut it along the lines to make a jigsaw.
Now shuffle and match all the jigsaw pieces.



13. Sound and letter – c

My name is **C** and I sound like



c for cat, a hard sound, and,



c for circle, a soft sound, like the **s** sound.

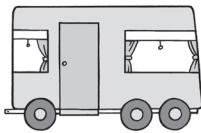
Say the **hard c** sound **c c c c c c c c**.

Say the **soft c** sound **c c c c c c c c**.


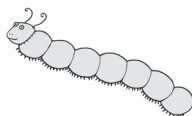
Write the letter **c** with your finger and magic invisible paint
in the air,
on the floor,
on your hand.

Write the letter **c** in your book.

Circle all the pictures whose names start with the **c** for cat sound.




Circle all the pictures whose names start with the **c** for circle sound.




c time with Clarissa the cat and Cyril the centipede

Draw the letter **c** in all the cups that Clarissa and Cyril will drink from.



Clarissa is showing Cyril how many small words start with the **hard c** sound. The mice Clarissa was chasing have scattered the words and they are in a muddle. Help Clarissa find the words that start with a **hard c** sound.



These **c** words have dropped into the coffee cups and they are in a muddle.


Can you find these words in the cups below?

cop **cat** **can** **cog** **cot**



15. Sound and letter – b

My name is **B** and I sound like **b** for





bat.

Say the sound **b b b b b b b**.

Write the letter **b** with your finger and magic invisible paint
in the air,
on the floor,
on your hand.

Write the letter **b** in your book.

Circle all the pictures whose names start with the **b** sound.



Circle all the **b** letters. Say the **b** sound each time.

b f g b f b p f r b s d r t b p b j q a b s t b

Circle all the words that start with the letter **b**.


bet bin bob big dig peg bit bog sat bag

Circle all the **b** letters in red. Circle all the **d** letters in blue.

b b b b d d d g g h b s t b b d f d r b b d t a

b time with Billy the bat

Draw the letter **b** next to Billy 10 times.



Copy the **b** words. Sound out the **b** words. Read the **b** words.

bit _____

bib _____

bun _____

beg _____

These **b** words are in a muddle. Can you find and write the **b** words?

tib _____

ibb _____

nub _____

gbe _____



Now find and write the words that rhyme with **bit**, **bib**, **bun** and **beg**.

Below are the words to choose from. The first one has been done for you.

pit **sit** **nib** **fib** **fun** **leg** **sun** **keg**

bit **pit** _____

bib _____

bun _____

beg _____

A Balloon

Fun
red
round
blow
blow
puff
puff
grow
big
bigger
bigger
wow
POP!



(Poem: We Love Poetry by Wendy Clarke, Code 5405)

Poem activities

- Practise reading this out loud. Can you make your voice sound like a balloon being blown up?
- Add actions to this poem and perform it for someone in your family or a friend.
- What other words can you think of to describe a balloon?

Balloon activities

- Draw a view that a balloon up in the sky would see.
- Some people are very clever at making balloon animals. Draw a picture of a balloon animal you would like to make!
- Make a picture of a bunch of balloons by gluing flattened paper cupcake cases for the balloons and ribbon or string to a piece of paper.
- Make a balloon sun catcher (see the template on next page).
 - Children cut out the balloon. An adult helps them to cut out the shaded middle part.
 - Stick coloured cellophane (or any translucent plastic) behind the balloon 'frame'.
 - Stick the balloon on a window to catch the sun.

Balloon sun catcher template

