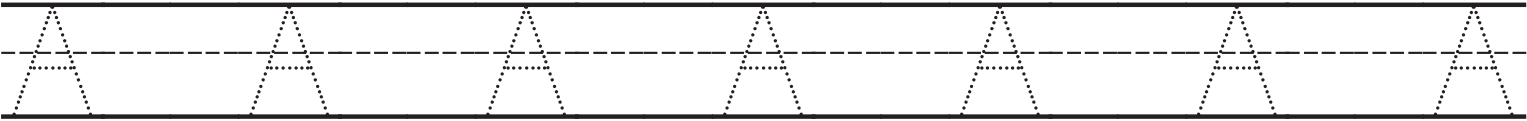
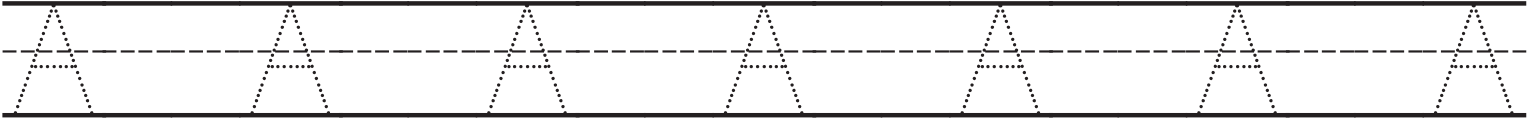
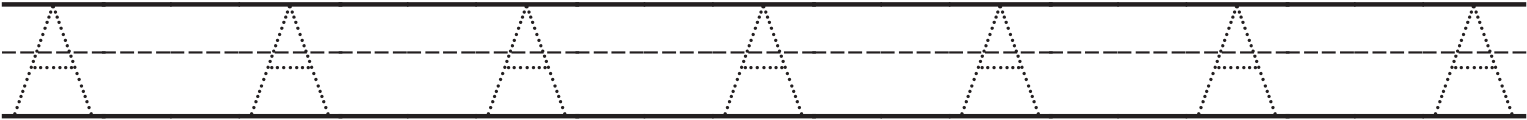


Draw something that starts with the letter A

Now trace the letters



Draw something that starts with the letter B

Now trace the letters

B B B B B B B B

B B B B B B B B

B B B B B B B B

b b b b b b b b

b b b b b b b b

b b b b b b b b

Blank handwriting lines for independent practice.

Draw something that starts with the letter C

Now trace the letters

C C C C C C C C

C C C C C C C C

C C C C C C C C

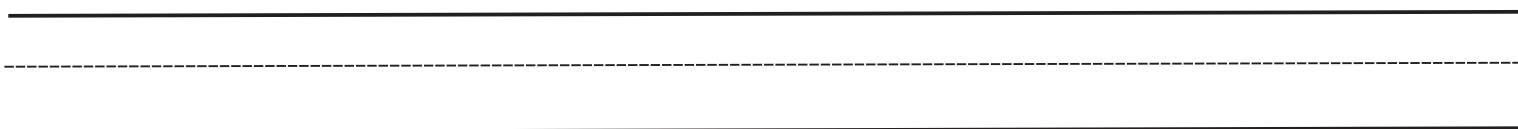
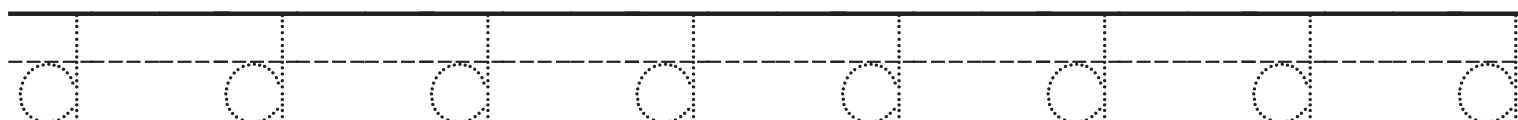
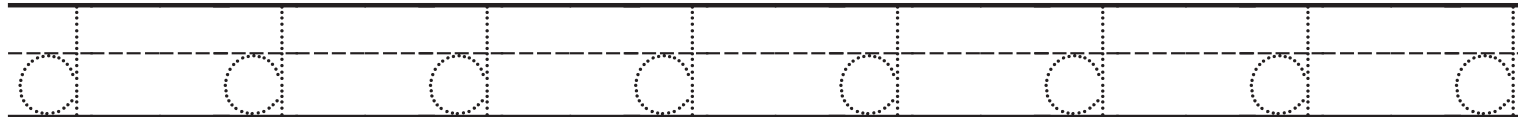

c c c c c c c c

c c c c c c c c

c c c c c c c c





Draw something that starts with the letter D

Now trace the letters



Draw something that starts with the letter E

Now trace the letters





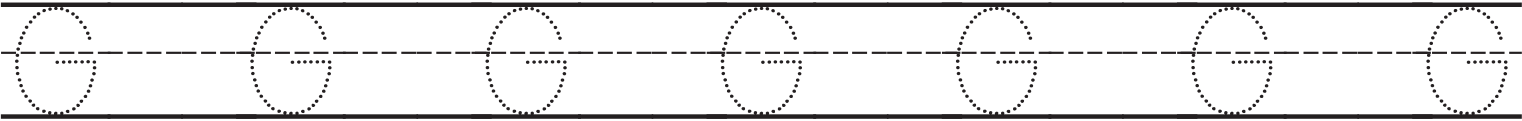
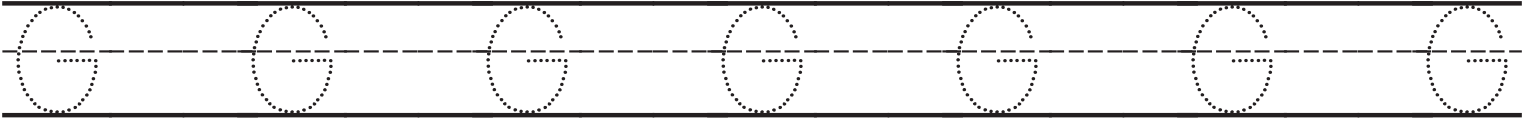
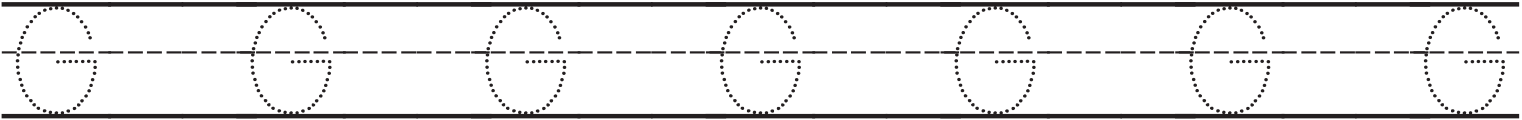
Draw something that starts with the letter F

Now trace the letters

The tracing practice section consists of several rows of handwriting lines. Each row is defined by a solid top line, a dashed middle line, and a solid bottom line. The first three rows are for uppercase 'F': the first row contains seven dashed 'F's for tracing, and the following two rows are blank for independent practice. The next three rows are for lowercase 'f': the first row contains eight dashed 'f's for tracing, and the following two rows are blank for independent practice. At the bottom of the page, there are two additional blank handwriting lines (solid top, dashed middle, solid bottom) for further practice.

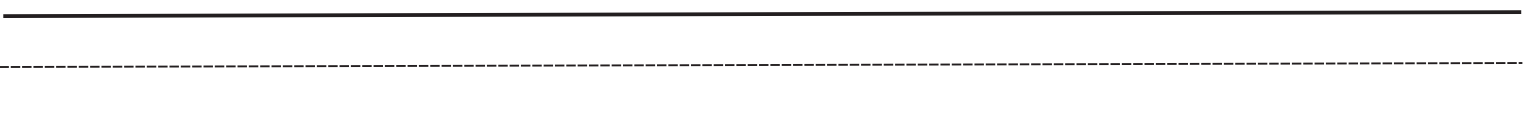
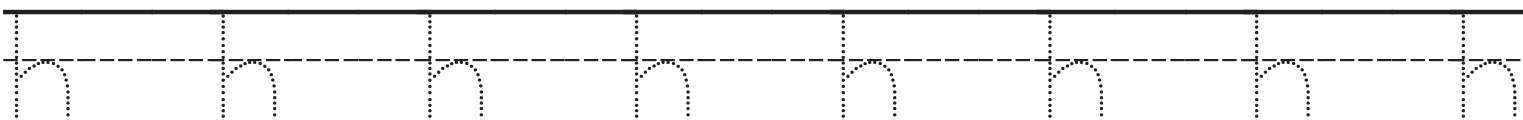
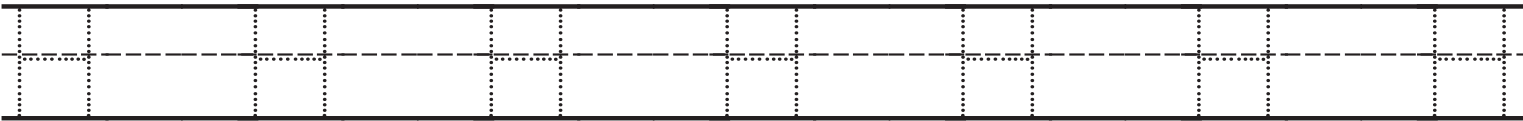
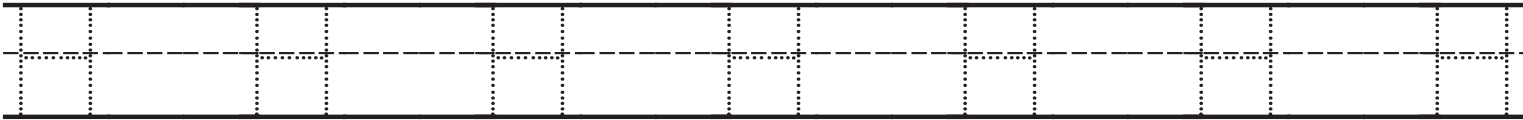
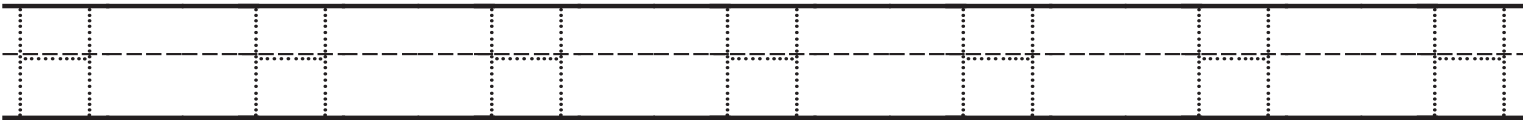
Draw something that starts with the letter G

Now trace the letters



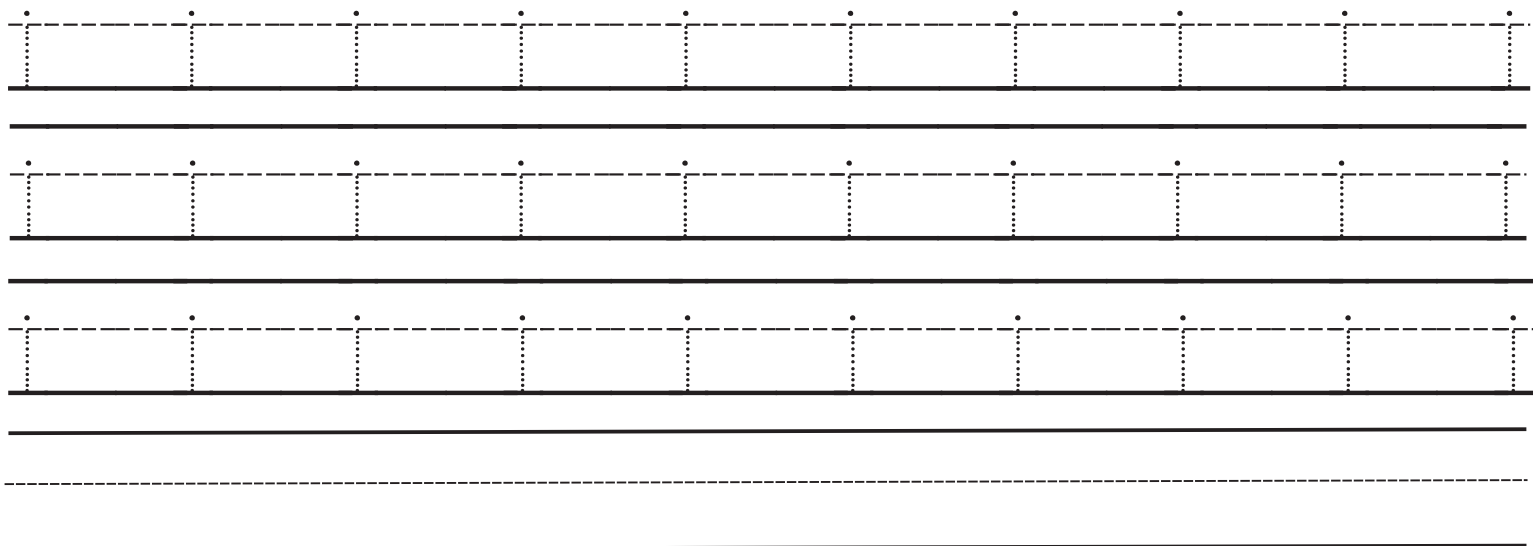
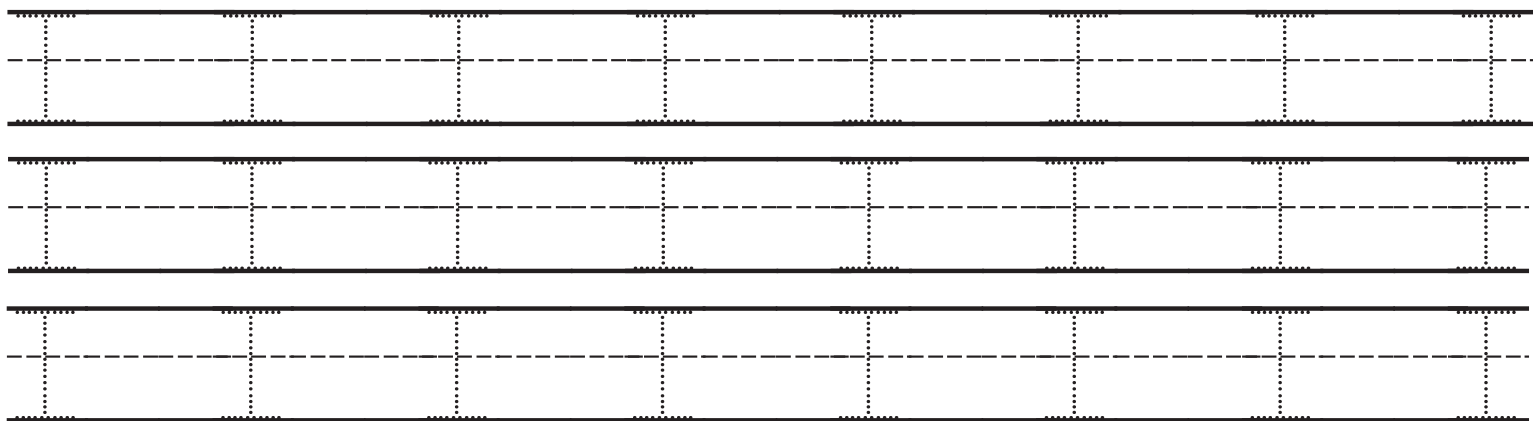
Draw something that starts with the letter H

Now trace the letters



Draw something that starts with the letter I

Now trace the letters



Draw something that starts with the letter J

Now trace the letters

J J J J J J J

J J J J J J J

J J J J J J J

j j j j j j j j


j j j j j j j j

j j j j j j j j

Blank handwriting lines for independent practice.

Draw something that starts with the letter K

Now trace the letters





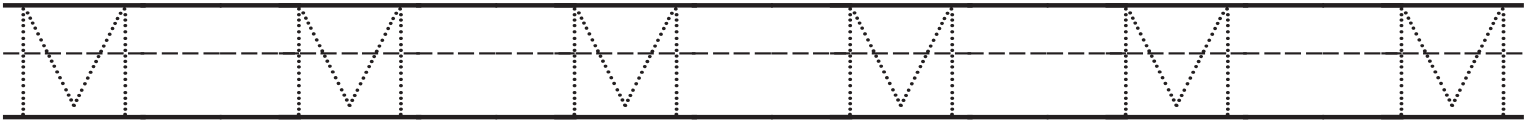
Draw something that starts with the letter L

Now trace the letters

The page contains seven rows of handwriting practice lines. Each row consists of a solid top line, a dashed middle line, and a solid bottom line. Vertical dotted lines divide each row into eight equal-width columns. The first six rows are completely blank, providing space for tracing the letter 'L'. The seventh row at the bottom of the page is partially filled with a dashed line and a solid line, but it is otherwise empty.

Draw something that starts with the letter M

Now trace the letters



Draw something that starts with the letter N

Now trace the letters

N N N N N N N N N N

N N N N N N N N N N

N N N N N N N N N N

n n n n n n n n n n

n n n n n n n n n n

n n n n n n n n n n

n n n n n n n n n n

Draw something that starts with the letter O

Now trace the letters

Tracing practice for uppercase 'O' and lowercase 'o' on handwriting lines. Each row contains seven dotted letters for tracing.

Row 1: Uppercase 'O' (7 letters)

Row 2: Uppercase 'O' (7 letters)

Row 3: Uppercase 'O' (7 letters)

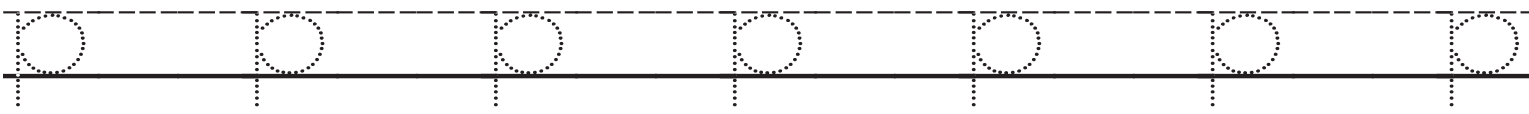
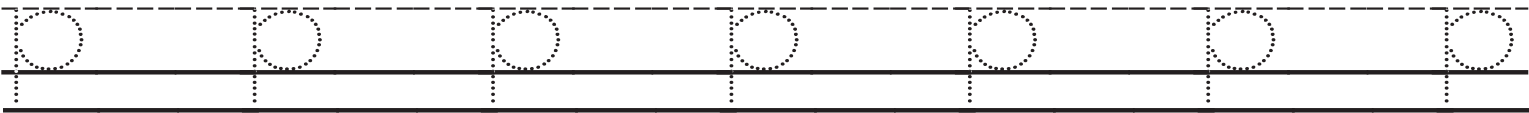
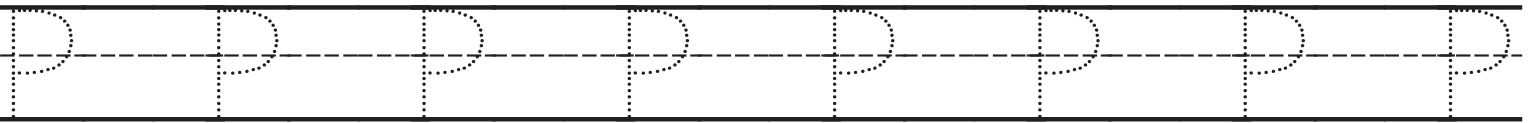
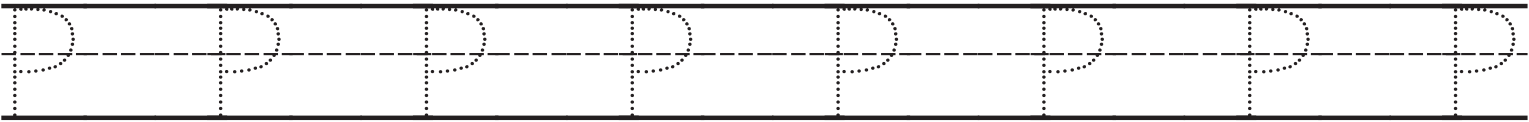
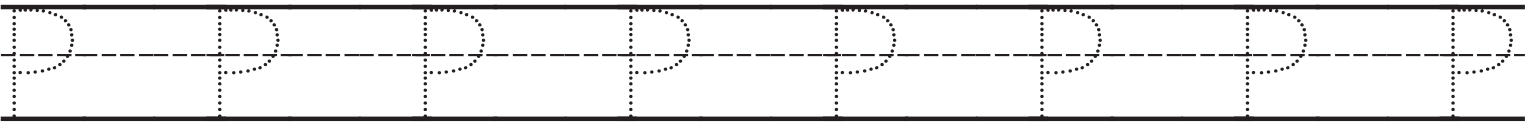
Row 4: Lowercase 'o' (7 letters)

Row 5: Lowercase 'o' (7 letters)

Row 6: Lowercase 'o' (7 letters)

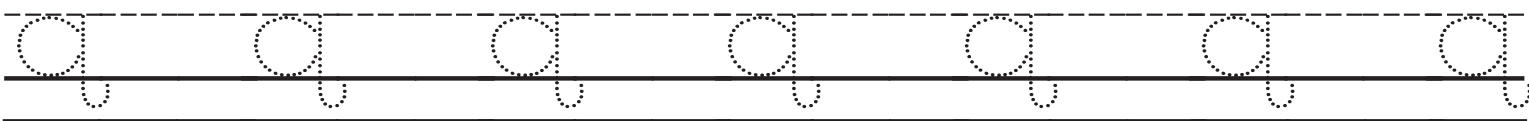
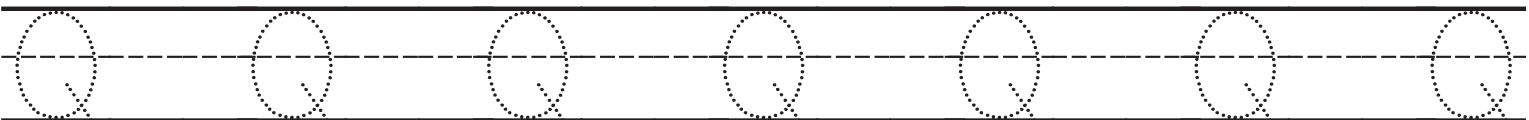
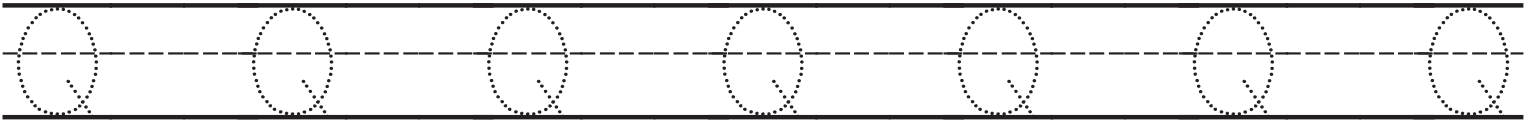
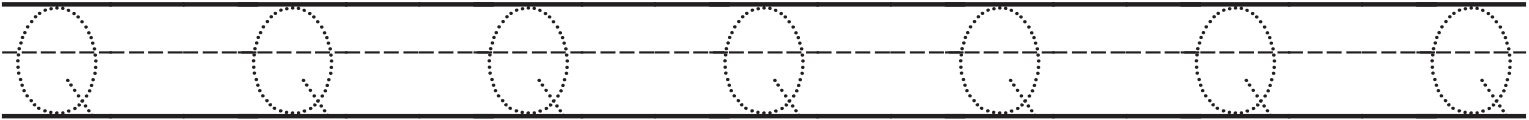
Draw something that starts with the letter P

Now trace the letters



Draw something that starts with the letter Q

Now trace the letters



Draw something that starts with the letter R

Now trace the letters

R R R R R R R R

R R R R R R R R

R R R R R R R R

r r r r r r r r

r r r r r r r r

r r r r r r r r

Draw something that starts with the letter S

Now trace the letters

S S S S S S S S

S S S S S S S S

S S S S S S S S

S S S S S S S S

S S S S S S S S

S S S S S S S S

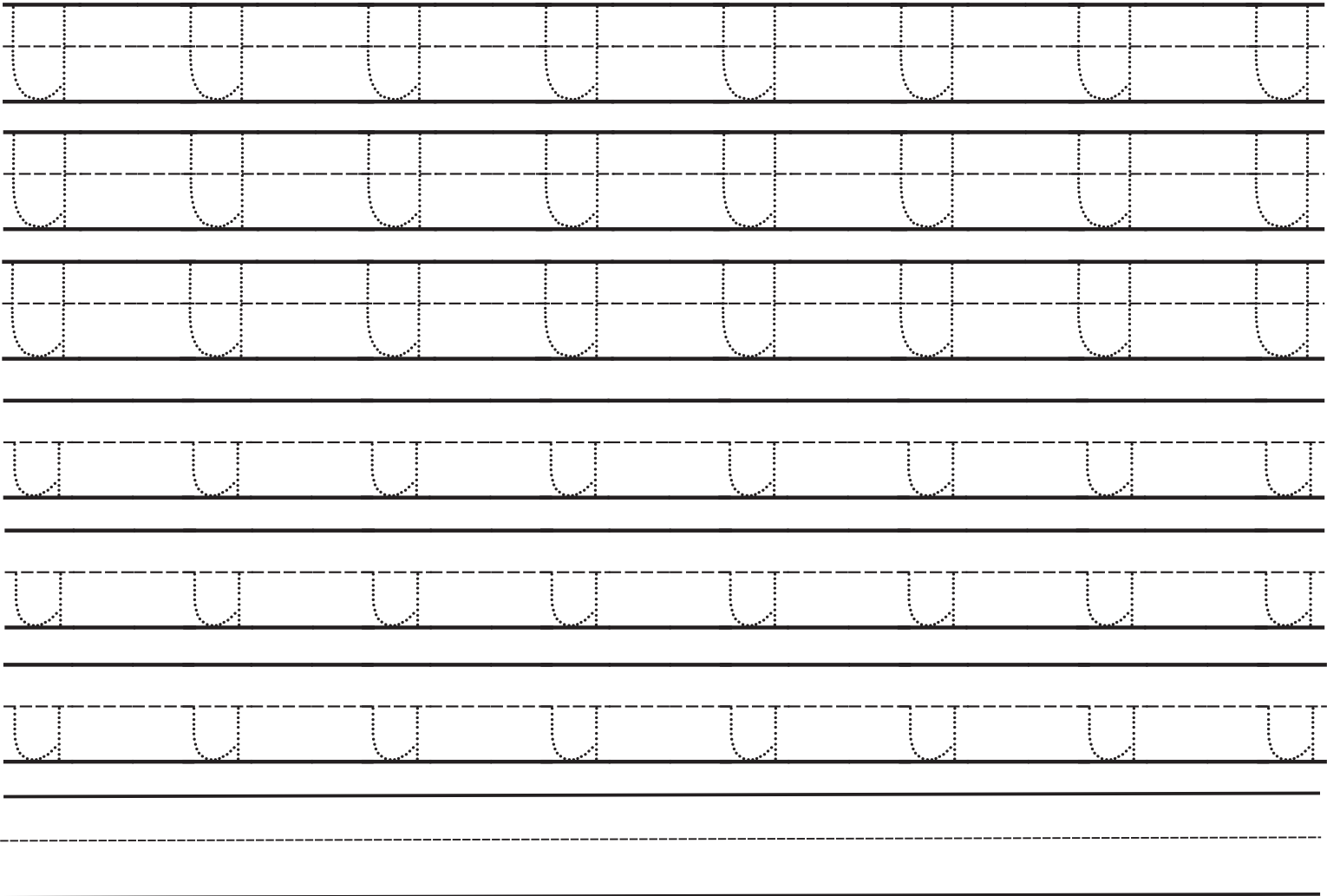
Draw something that starts with the letter T

Now trace the letters

The page contains seven rows of handwriting practice lines. Each row consists of a solid top line, a dashed middle line, and a solid bottom line. Vertical dotted lines divide each row into eight equal-width columns. The first six rows are intended for tracing the letter 'T', while the seventh row is left blank for independent practice.


Draw something that starts with the letter U

Now trace the letters



Draw something that starts with the letter V

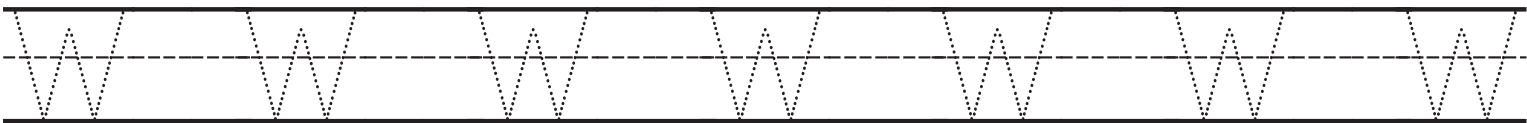
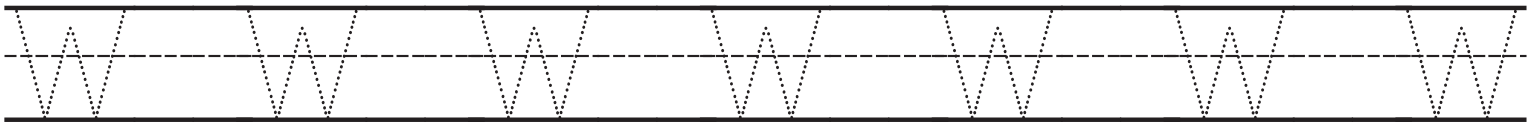
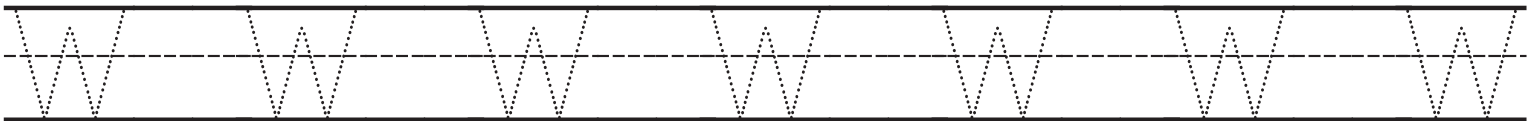
Now trace the letters



Tracing practice for the letter V. The page contains five rows of handwriting lines. Each row consists of a solid top line, a dashed middle line, and a solid bottom line. The first three rows each contain eight dotted uppercase 'V' characters for tracing. The fourth row contains seven dotted uppercase 'V' characters. The fifth row contains eight dotted uppercase 'V' characters. Below the fifth row, there are two additional rows of handwriting lines (solid top, dashed middle, solid bottom) that are currently empty.


Draw something that starts with the letter W

Now trace the letters




Draw something that starts with the letter X

Now trace the letters



Draw something that starts with the letter Y

Now trace the letters



The tracing section consists of seven rows of handwriting lines. Each row is defined by a solid top line, a dashed middle line, and a solid bottom line. The first three rows each contain ten dotted uppercase 'Y' characters for tracing. The fourth row contains ten dotted lowercase 'y' characters for tracing. The fifth and sixth rows each contain ten dotted uppercase 'Y' characters for tracing. The seventh row contains ten dotted lowercase 'y' characters for tracing. Below the seventh row, there are two additional empty rows of handwriting lines (one dashed middle line and one solid bottom line) for independent practice.

Draw something that starts with the letter Z

Now trace the letters

